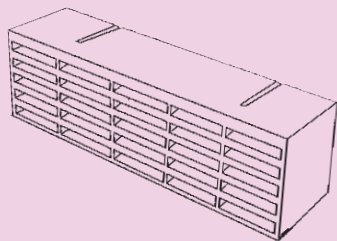


# Ventilators

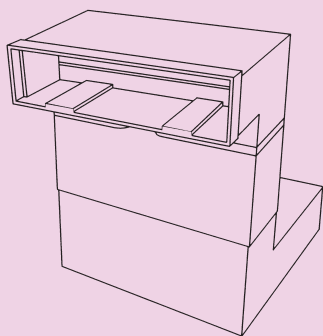
**AIRBRICK**  
Colours Buff/Grey/Terracotta  
Brown/Black



A moulded polypropylene Airbrick which is robust and durable and has a high airflow of 6500mm<sup>2</sup>.

The front grille is designed to provide a free unobstructed airflow and yet prevent the ingress of wind driven rain. This means that the airbrick is ideal for underfloor or room ventilation applications when used with the Timloc telescopic underfloor vent or cavity sleeve. The Airbrick incorporates a clipping facility which allows two or more airbricks to be fitted together to form larger sizes.

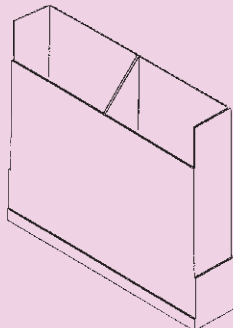
**TELESCOPIC UNDERFLOOR VENT**



This is a cranked ventilation duct which is used in conjunction with the Timloc airbrick to provide ventilation beneath suspended ground floors. The vertical height of the ventilator adjusts to suit between 3 and 5 brick courses and suits standard brick/block wall constructions with a minimum cavity width of 50mm.

The airflow through the ventilator is 6000mm<sup>2</sup> which will comply with the Building Regulations when spaced at not more than 4.0m centres, however, it is advisable to space the ventilators at a maximum of 2.0m centres so as to eliminate the possibility of stagnant air pockets forming in the floor void.

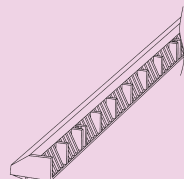
**VERTICAL EXTENSION PIECE**



The vertical extension piece is designed to fit between the upper and lower parts of the 1201 underfloor ventilator.

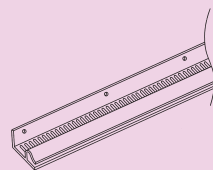
Each extension piece can accommodate a vertical step of 150mm, thus creating a rise of two brick courses per unit.

**1M OVER FASCIA VENT**



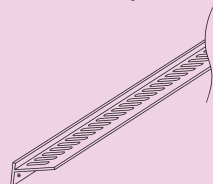
Code	Airflow	Unit
OF/1	10mm	per 1.0m length
OF/2	25mm	per 1.0m length

**SOFFIT VENT TYPE C**  
Colour White/Brown  
1137 also available in Black



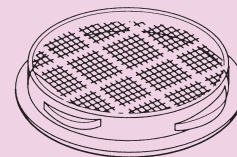
Code	Airflow	Unit
1137	10mm	per 2.4m length
1138	25mm	per 2.4m length

**SLOPING SOFFIT VENT**  
Colour White/Brown

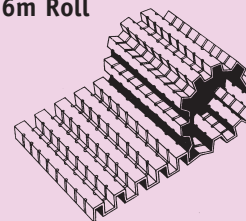


Code	Airflow	Unit
1139	10mm	per 2.4m length

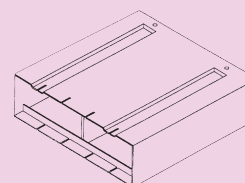
**TWIST AND LOCK SOFFIT REFURB VENTILATOR**  
sv200 – 70mm



**ROLL FORM EAVES VENT**  
6m Roll



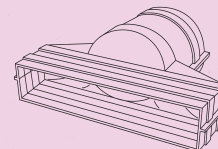
**CAVITY SLEEVE**



The 9' x 3' cavity sleeve is used in conjunction with the Timloc airbricks for through the wall ventilation applications, giving an overall length of 260mm.

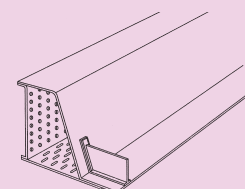
The new design allows the sleeves to be stacked together to suit the number of airbricks required.

**DUCT ADAPTOR**



This fits onto the lower section of the telescopic underfloor vent and allows a standard 100mm internal diameter plastic pipe to be connected. This can then be used to channel air into specific areas of the floor void, through dividing walls, floor slabs etc.

**LINTEL STOPENDS**

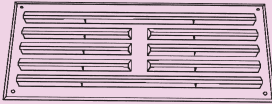


# Ventilators/Clay

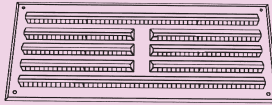
**GRILLES & LOUVRE VENTILATORS**

**Plastic Grilles**

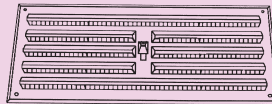
Louvred Grilles



Louvred Grilles with flyscreen

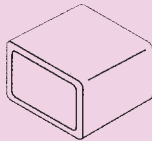


Hit and Miss Grille

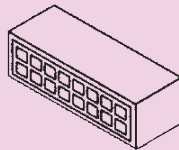


**CLAY PRODUCTS**

Cavity Wall Bridging Ducts

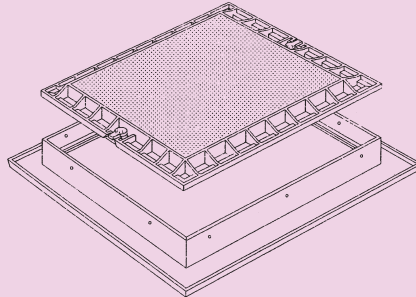


Air Brick

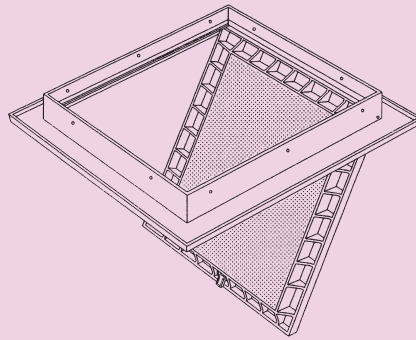


**LOFT ACCESS DOORS**

**1168**

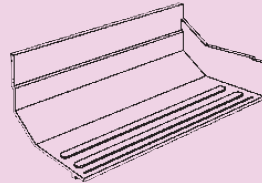


**1169**

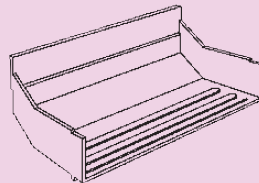


**EVERDRY CAVITY TRAYS 75MM BRICK COURSING**

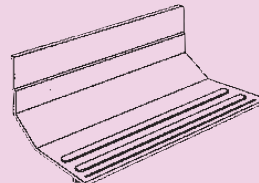
Left hand Intermediate Tray 340mm



Stopend Starter Tray (either hand)



Ridge Tray




**GENERAL PURPOSE ACCESS PANELS**

**AP150** 150 x 230

**AP200** 200 x 230

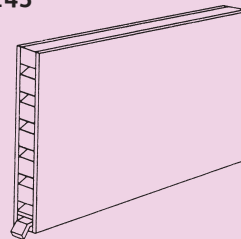
**AP300** 300 x 230



**CAVITY WALL WEEP/VENT**

Colours – Black, white, brown, buff, grey or terracotta

**1143**



**TUNNEL WEEP – LOW PROFILE CAVITY WALL WEEP**

Colours – Black, white, brown, buff, grey, terracotta or clear  
**TW1**

