

Wall Ties

BUTTERFLY WALL TIE




VE26



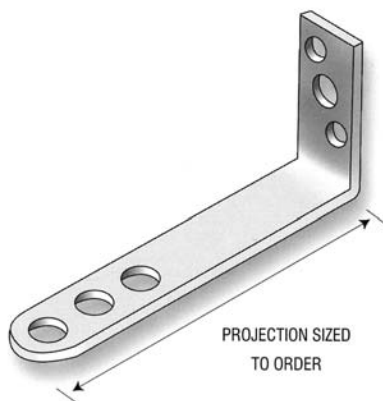
2-STOREY FRAME TIE

Stainless steel. Domestic housing up to 2-storey & 10m high.




SAFE EDGE FRAME CLAMP

Safe edge frame cramps provide positive location of window and door frames to masonry.




VE4

Light duty housing tie sizes 200 & 225mm (assessed by the NHBC for use in party walls).



EN2

General purpose tie sizes 200 & 225mm, stainless steel.



OWLETT SCREW IN FRAME TIES



INSULATION RETAINING CLIP

